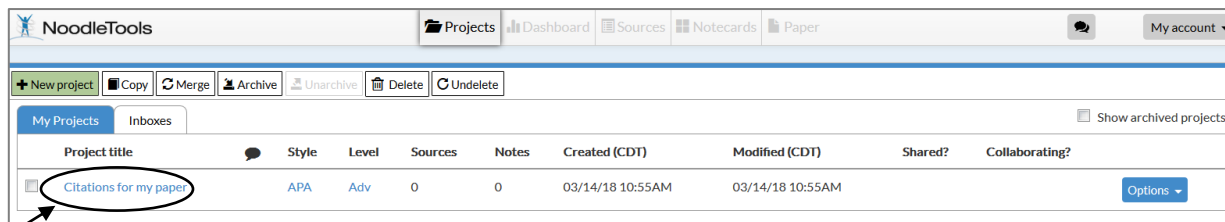


Importing a Citation to NoodleTools

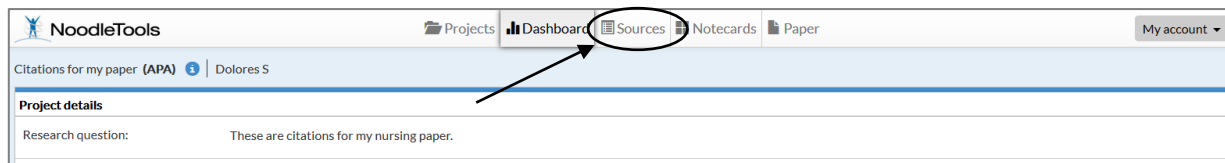
<http://www.alverno.edu/media/alvernocollege/library/pdfs/import.pdf>

Use these instructions to copy and paste a preformatted citation into a NoodleTools reference list. Depending on the source, the **accuracy of preformatted citations will vary greatly**. Please use the [APA manual](#) to check the accuracy of a citation before incorporating it into your assignments.

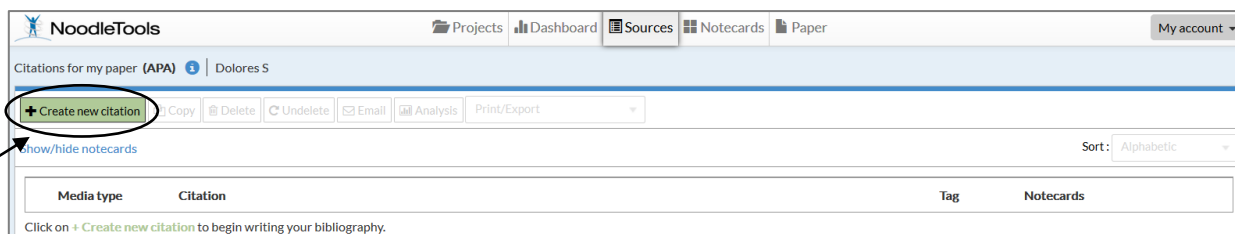
1. Visit the [Alverno Library](#) to access NoodleTools and log into your NoodleTools account.
2. Click the project title to open an existing project.



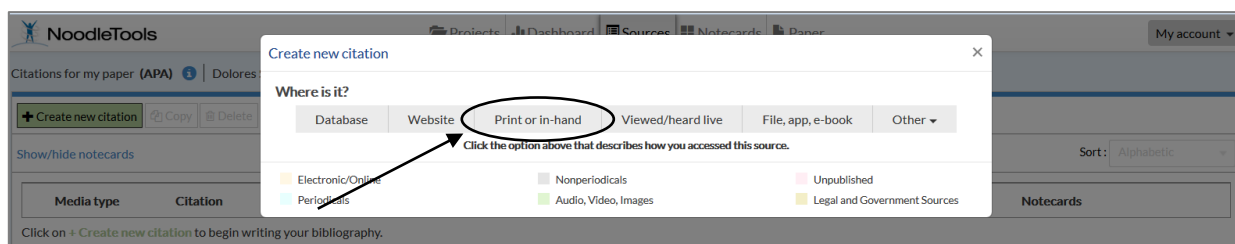
3. Click "Sources" to access a project's reference list and the options for creating new citations.



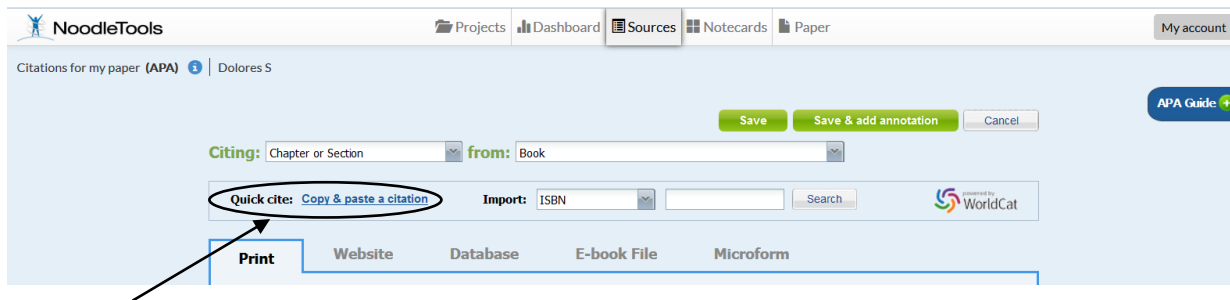
4. Click "Create new citation".



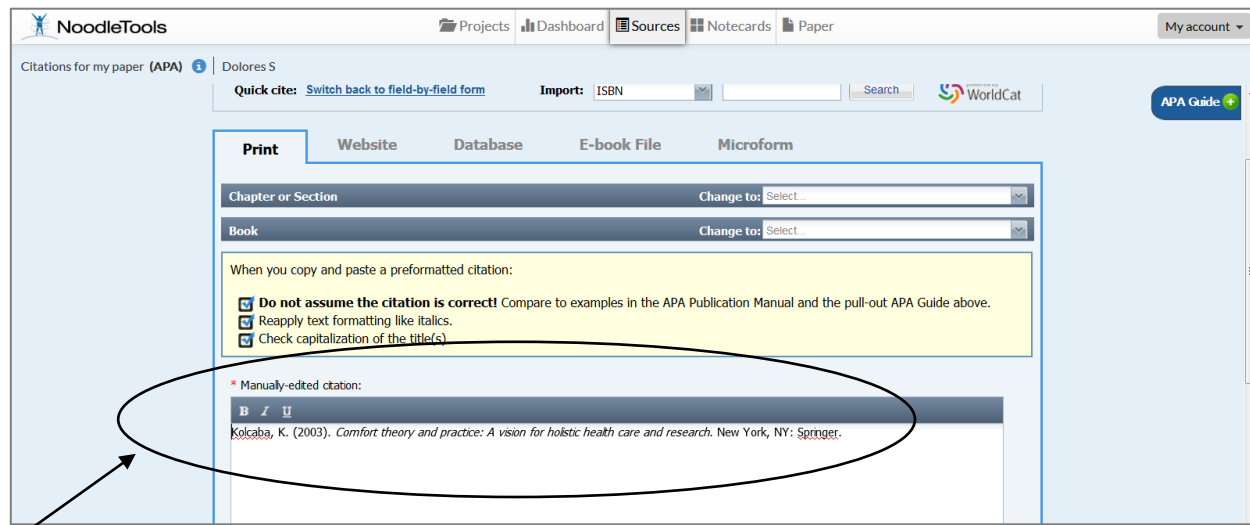
5. Select your resource type. For this example, we are selecting "Print or in hand" to cite a book.



6. Click “Copy & paste a citation” to add a preformatted citation to a project’s reference list.



7. Manually add your citation and click “Save”.



Tips for finding preformatted citations

If you are citing books, [WorldCat](#) has a “Cite/Export” citation tool for generating APA citations.

If you are citing journal articles, Google Scholar and EBSCOhost databases such as CINAHL, Academic Search Premier, and PsycINFO have APA citation tools. These resources are available through the library’s [Databases A-Z](#) page.

Remember, while useful, preformatted citation tools are rarely 100% correct. You will need to verify the accuracy of your citations using a trusted source such as the [Publication manual of the American Psychological Association](#) (APA manual) or the [Excelsior Online Writing Lab](#)

Questions? Please send a question to [Ask a Librarian](#) or call: (414) 382-6062



This work is licensed under a [Creative Commons Attribution-NonCommercial 4.0 International License](#).