



GIRLS SUMMIT

INSTRUCTIONS

Calling all girls! The 2020 State of Wisconsin Girls Summit at Alverno College wants to hear from YOU. This year we want to know:

What does it mean to be a girl in America?

Choose one or more of our five templates to respond. In addition to the templates provided, feel free to explore any of these themes and prompts through other methods. Is graphic design or digital art more your speed? Video or photography? Painting? Poetry or writing?

However you best express yourself, we want to see it!
Please submit your responses


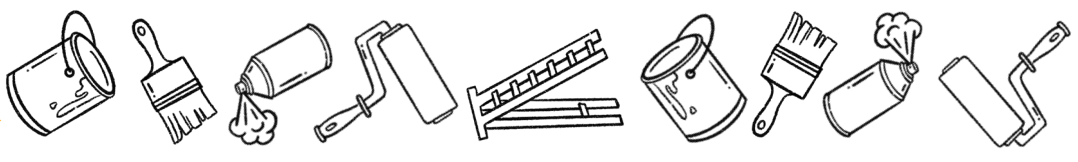
DIGITALLY:

Visit alverno.edu/girlssummit

BY MAIL:



Research Center for Women and Girls
Alverno College
3400 S. 43rd St.
Milwaukee, WI 53234



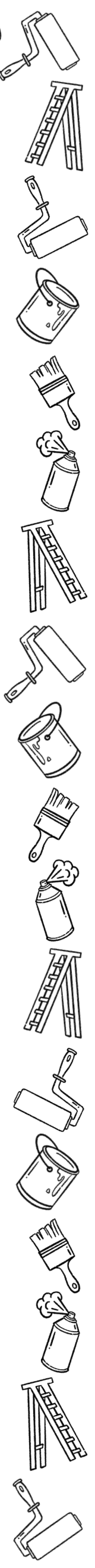



COMMUNITY MURAL

Design a mural with a message that you believe should be seen across your community.
Murals can celebrate the community through symbols, historic images, or share an important message.



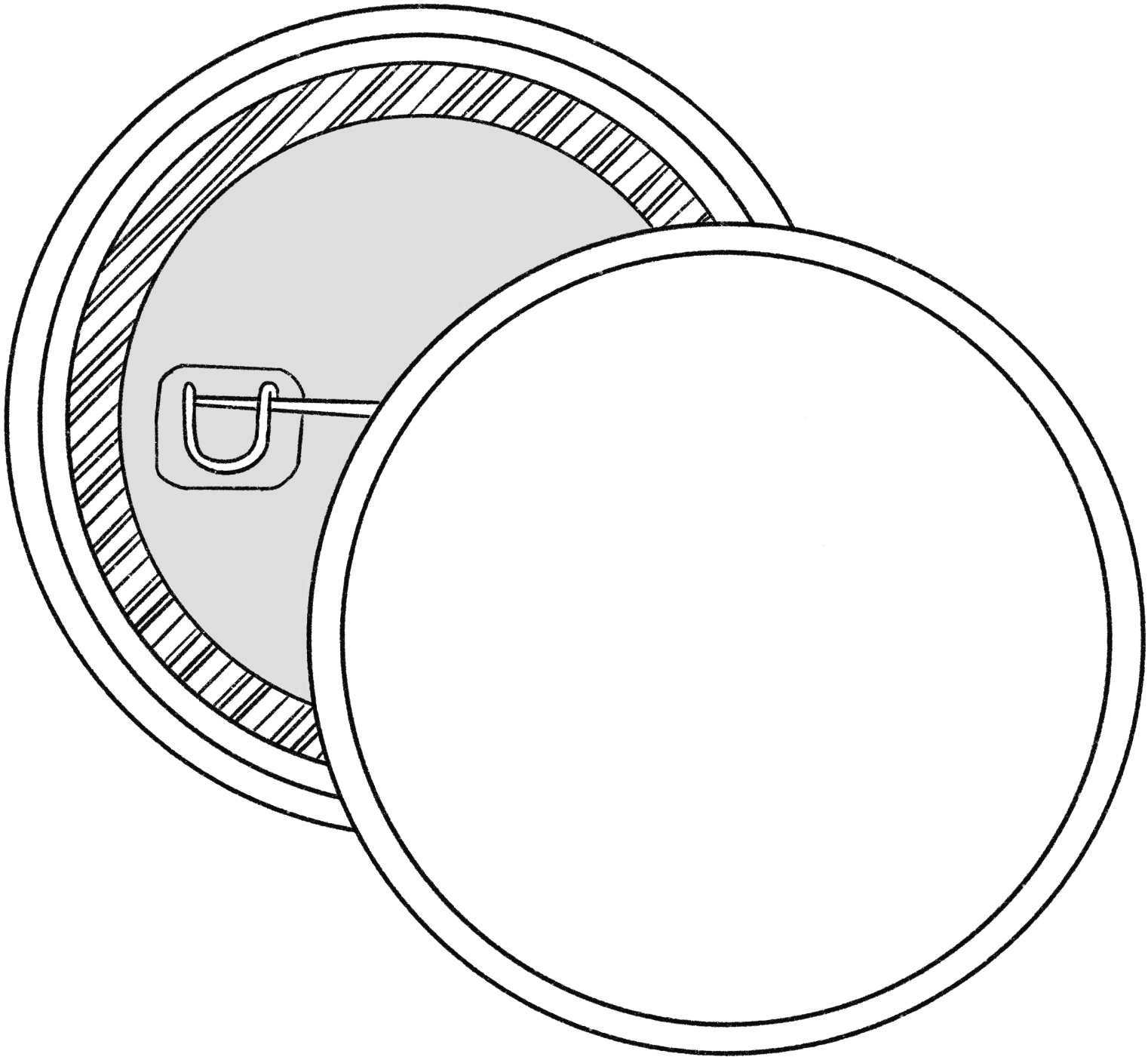
Up for a challenge?
Try incorporating architectural elements, flowers, or other
3D elements into your design.





LEADERSHIP

Using the template as a guide, design your own campaign button. Think about your message.
Create a visual and a slogan that will encourage people to support your cause.



Are you running for office
in a political campaign?


- ☐ yes
☐ no

Is this campaign for a
social justice issue?

- ☐ yes
☐ no

What types of changes would you like to see in
your community?





ACTIVISM

Design a protest poster for an issue that you are passionate about. Think about the movements that you believe are most important to support, either now or in the future. What would you use your voice to say?

TIP:

Consider using historical photos or a collage related to the message of your poster.



GIRLS
SUMMIT



Share and submit your work:
alverno.edu/girlssummit



**FRIENDS
+ FAMILY**

Who is a hero in your life? Illustrate a friend, family member, mentor, role model, or companion that inspires you. If you prefer, you can also use photos. Show what you admire about this person and explain why they are a hero to you.



EMBLEM BANK:


Use the emblem bank for ideas that you can incorporate into your hero's design - or create your own!



Everyday Hero



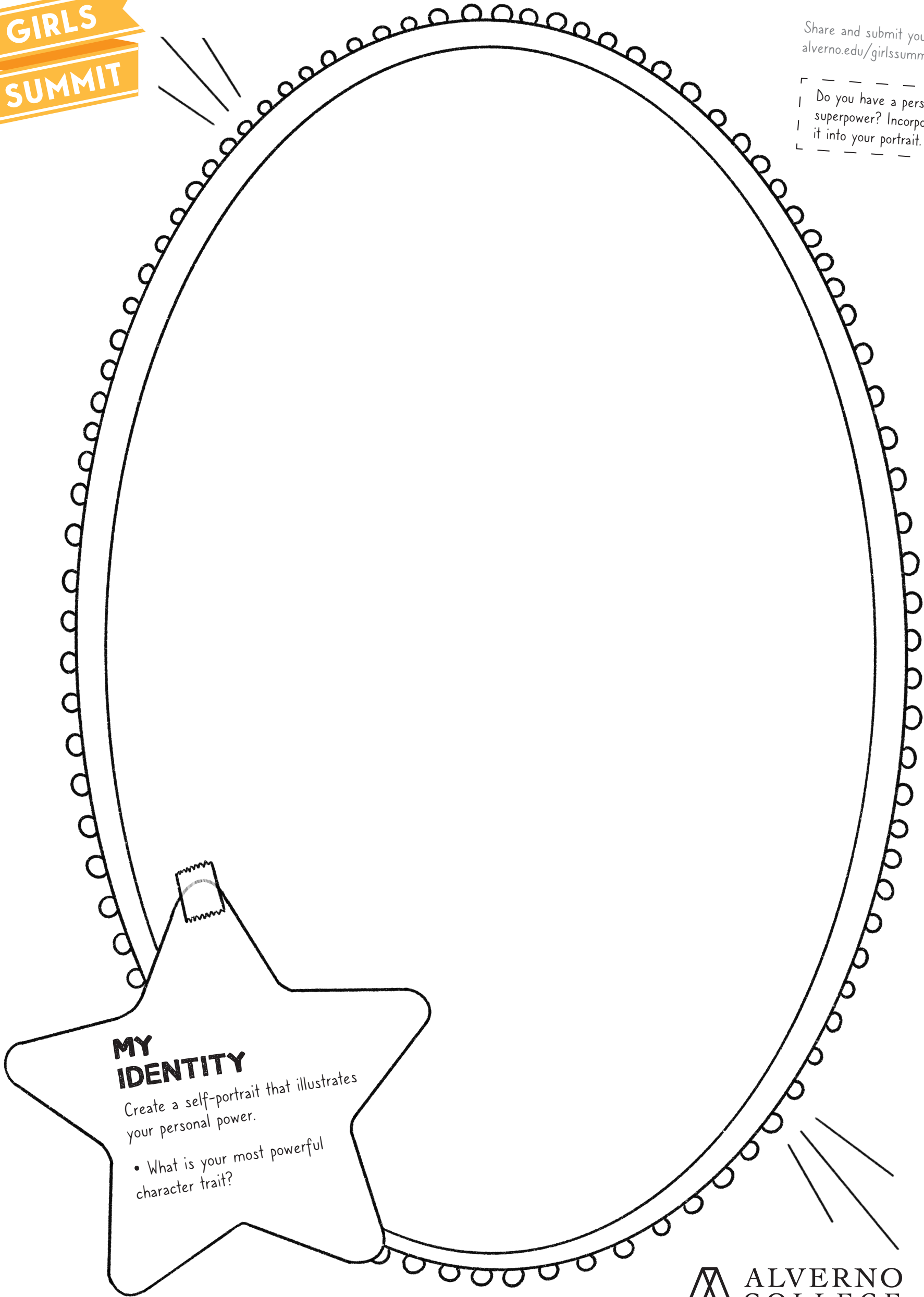
Teacher



Essential Worker

Tell us about your hero:

Do you have a personal
superpower? Incorporate
it into your portrait.



**MY
IDENTITY**

Create a self-portrait that illustrates
your personal power.

- What is your most powerful
character trait?