


What is NoodleBib?

[NoodleBib](#) is an online tool that helps you collect citation information, keep track of your notes and sources, and generate a reference list for a research project using APA, MLA or Chicago style.

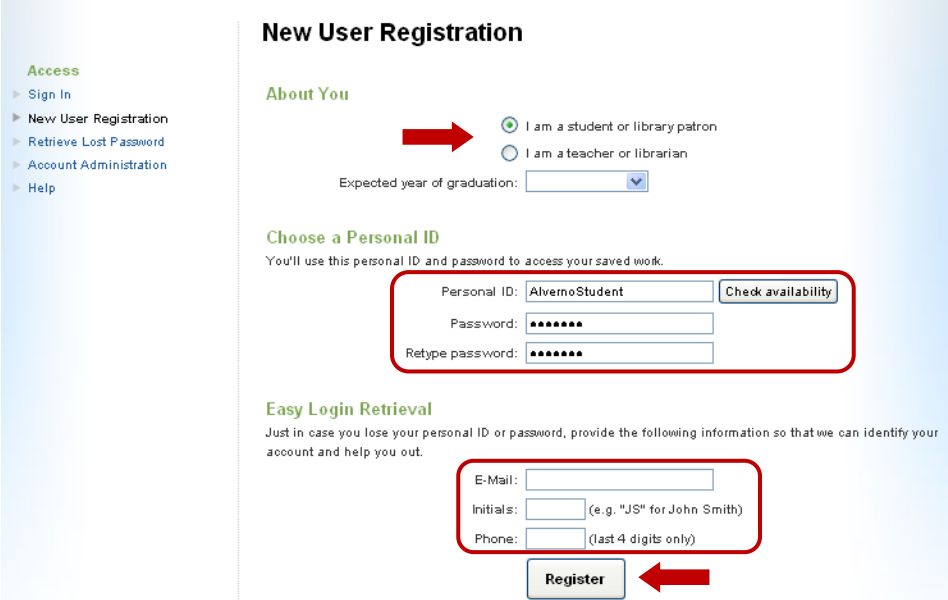
How do I use NoodleBib?

Step 1:

Start by signing in with your **Personal ID** and **Password** if you already have a Personal ID. If not, click **Create a Personal ID** then follow the instructions on the **New User Registration** screen.

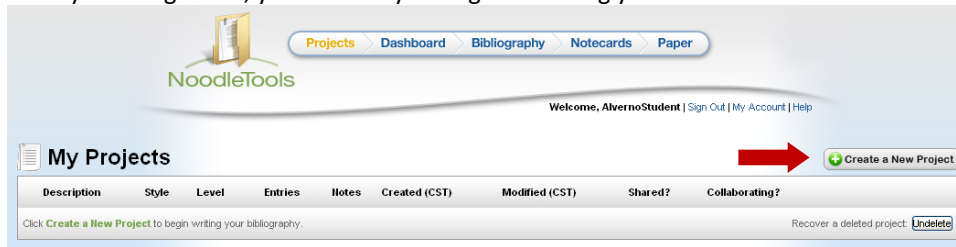


To register, indicate whether you are a student or a teacher, enter a **Personal ID** and **Password**, complete the rest of the form, then click **Register**.



Step 2:

Once you've signed in, you are ready to begin collecting your citations. Click **Create a New Project**.



Select your Citation Style and Citation level. Enter a short description of your paper, and click **Create Project**.

Citation style:

☐ **MLA**

- follows the *MLA Handbook*, 7th ed.

☒ **APA** *(this is the recommended option at your school or library)*

- follows the *APA Publication Manual*, 6th ed.

☐ **Chicago/Turabian**

- bibliography and footnotes
- follows *The Chicago Manual of Style*, 16th ed.

Citation level:

☐ **Starter**

- Recommended for elementary school students
- Six basic forms
- An introduction to citing sources!

☐ **Junior**

- Recommended for middle school students
- A small set of simplified forms

☒ **Advanced** *(this is the recommended option at your school or library)*

- Recommended for high school, college, and beyond
- 70+ citation forms, comprehensive coverage of the style guides

Description: PSY 101 Paper

For example, "History 101 report on George Washington"

Step 3:

Next, you can cite a source. Click **Bibliography** in the top bar.



Select the type of source you'd like to cite and click **Create Citation**. (Select **Journal** for a journal article.)

APA References

Cite as: <Select a citation type> **Create Citation**

Commonly Cited

- Book
- Journal**
- Magazine
- Newspaper
- Reference Source (Dictionary, Encyclopedia, etc.)
- Web Site

Periodicals

- Conference Proceedings
- Journal
- Magazine
- Newsletter
- Newspaper
- Reprinted Article

Nonperiodicals

- Anthology/Collection (Poems, Stories, etc.)
- Bible
- Book
- Conference Proceedings
- Pamphlet or Brochure
- Press Release
- Reference Source (Dictionary, Encyclopedia, etc.)

NoodleBib will help you make sure you have selected the correct item to cite. If you are sure this is correct, click **Continue**.

Journal

Continue **Cancel**

SHOW ME...

- What it looks like
- How to evaluate it
- How to cite it

SourceCheck

If your source is **not** a journal, it might be...

Magazine

General interest article? Eye-catching pictures? Colorful design elements and fonts? Ads? Need [More help](#) deciding?

Web Site

Extra, nonperiodical content on the journal's Web site.

Anthology/Collection

A journal article reprinted in a collection.

Proceedings of a Meeting or Symposium

Proceedings (paper, study, or other work) published in a journal.

Continue **Cancel**

Click the tab which best fits your source. If you found your journal article in an online database, click the **Database** tab.

NoodleTools

Projects Dashboard Bibliography Notecards Paper

Bibliography > APA Advanced Form

Welcome, AlvernoStudent | Sign Out | My Account | Help

Citing: Article from: Journal **Submit** **Cancel**

Quick cite: [Copy & paste a citation](#)

Print Web Site **Database** Digital File Microform

DOI:

Fill in the information needed for the citation. NoodleBib provides instructions for each field when you click in the entry box.

Citing: from:

Quick cite: [Copy & paste a citation](#)

Print Web Site **Database** Digital File Microform

DOI:

URL:

Name of the database:

Database accession number:

Article Change to:

Article authors:

Role	First name	Middle name	Last name or group	Suffix
<input type="button" value="▲"/> <input type="button" value="▼"/> Author	<input type="text" value="Geir"/>	<input type="text"/>	<input type="text" value="Overseid"/>	<input type="text"/>

[+ Add another contributor](#)

Article title:
 ☐ Citing an abstract

English translation of article's title:

Pages:
Start: End:

Journal Change to:

* Name of journal:
 [Citing a reprint in an anthology?](#)

Volume: Issue: Year:

When all required information has been entered, click **Submit**.

+ Advanced (Periodicals)

Annotation

Annotation [[What is an annotation?](#)]:

B *I* U

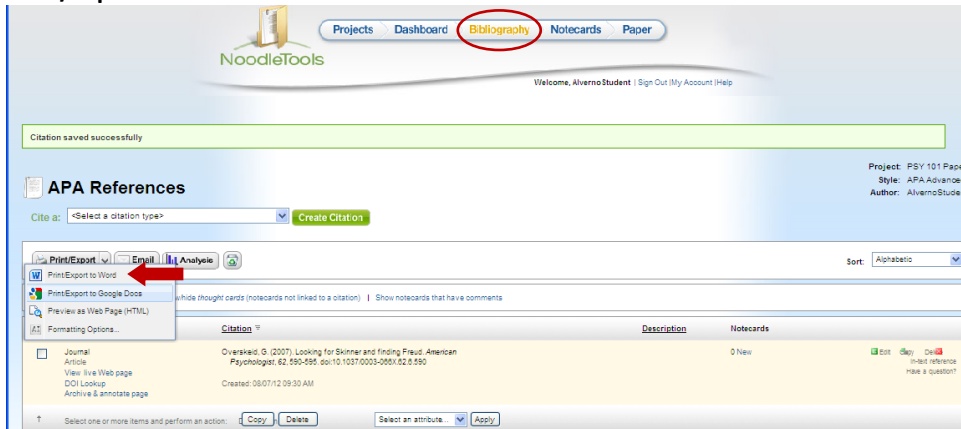
☒ **Include this source in my final references list**

Always Included

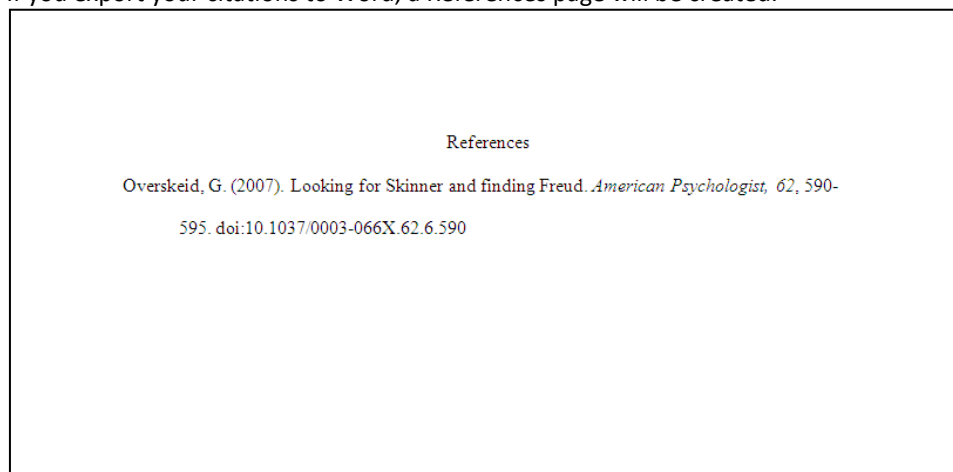
In APA style, this source is always included in your final references list. You may uncheck this box if you wish to omit this entry for any reason.

Step 4:

Your citation will be generated, and a list of citations for your project will be displayed. If you'd like to create a new citation, click **Bibliography**. If you'd like to save your Reference List in a Microsoft Word document, click **Print/Export**, then select **Print/Export to Word**.



If you export your citations to Word, a References page will be created.



If you need help using NoodleBib, contact an Alverno Librarian

- Email: [Ask a Librarian](#)
- Phone: 414-382-6062
- Visit the Library. Alverno librarians are always happy to help!